

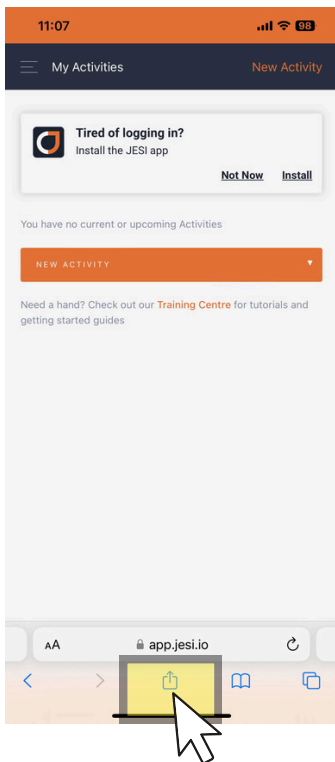
Save JESI as a Shortcut on your Mobile Device

JESI is web-based. This means no App to download and accessibility across any device with internet access. **The easiest way to access JESI is to save it as a shortcut on a device, here's how to do that.** Once the profile activation is completed, users will be logged into JESI- <https://app.jesi.io/>

IPHONE

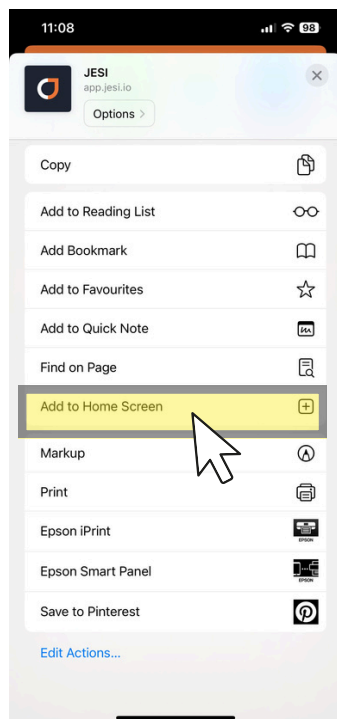
1

Once logged in through Safari, click on the box with the arrow pointing up.



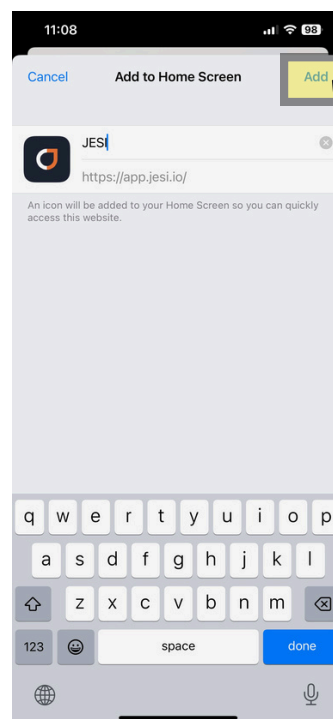
2

Select 'Add to Home Screen'



3

Select 'Add'



4

The JESI icon is now available on the homescreen.



The JESI icon is now available on the device